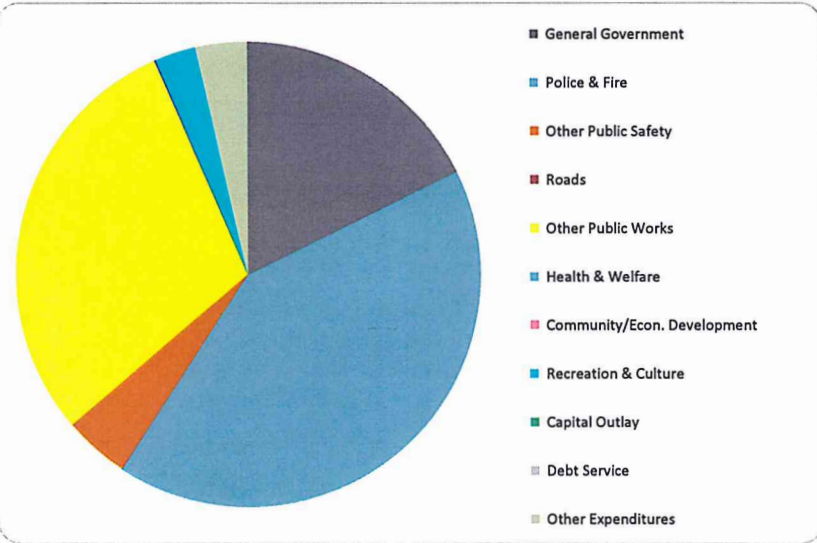


CITIZEN'S GUIDE TO LOCAL UNIT FINANCES - Bangor Charter Township (010)

EXPENDITURES

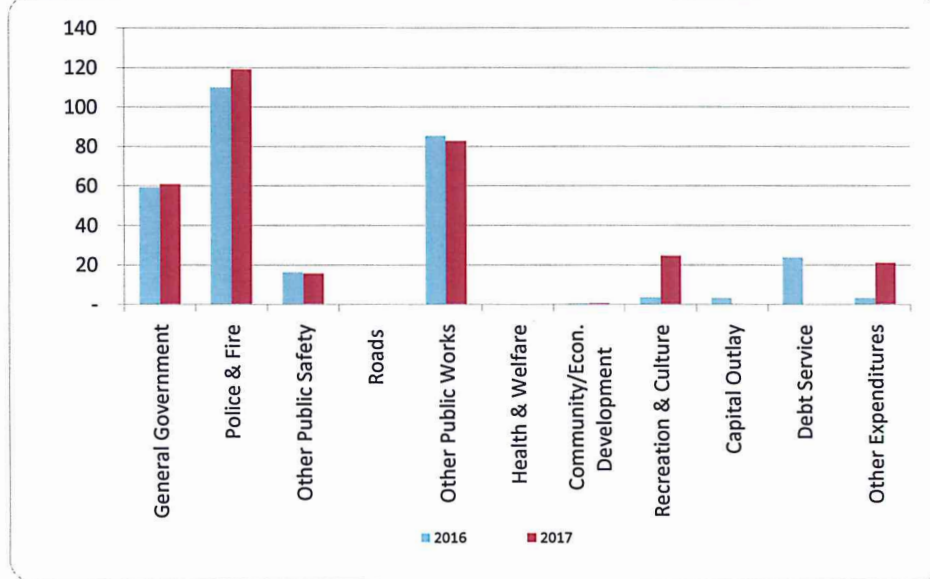
1. Where we spend our money (all governmental funds)



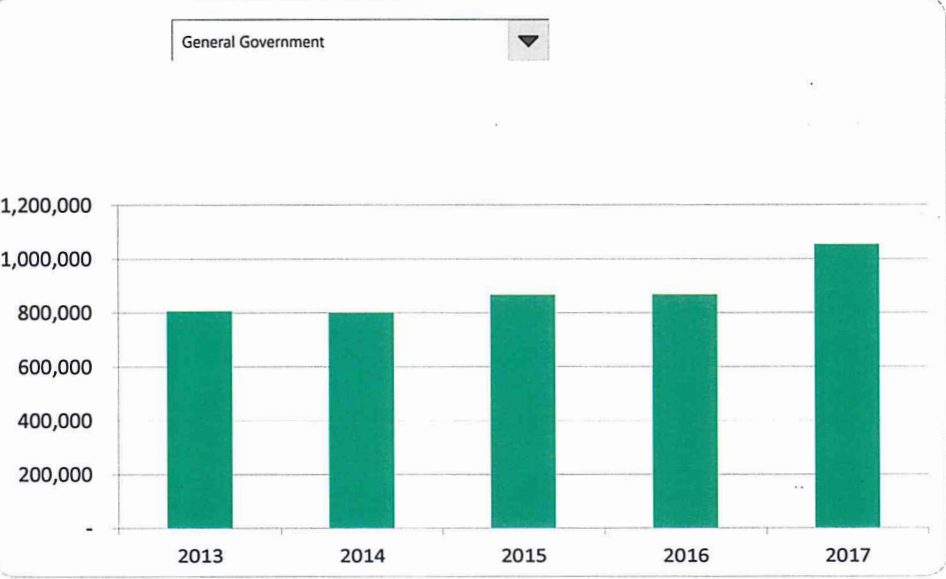
2. Compared to the prior year

	<u>2016</u>	<u>2017</u>	<u>% change</u>
General Government	\$ 1,053,000	\$ 761,000	-27.73%
Police & Fire	1,906,000	1,782,000	-6.51%
Other Public Safety	171,000	197,000	15.20%
Roads	-	-	N/A
Other Public Works	1,200,000	1,272,000	6.00%
Health & Welfare	-	-	N/A
Community/Econ. Development	5,000	5,000	0.00%
Recreation & Culture	501,000	127,000	-74.65%
Capital Outlay	-	-	N/A
Debt Service	-	-	N/A
Other Expenditures	<u>319,000</u>	<u>152,000</u>	-52.35%
Total Expenditures	<u>\$ 5,155,000</u>	<u>\$ 4,296,000</u>	-16.66%

3. Spending per capita - compared to the prior year



4. Historical trends of individual departments:



Commentary: